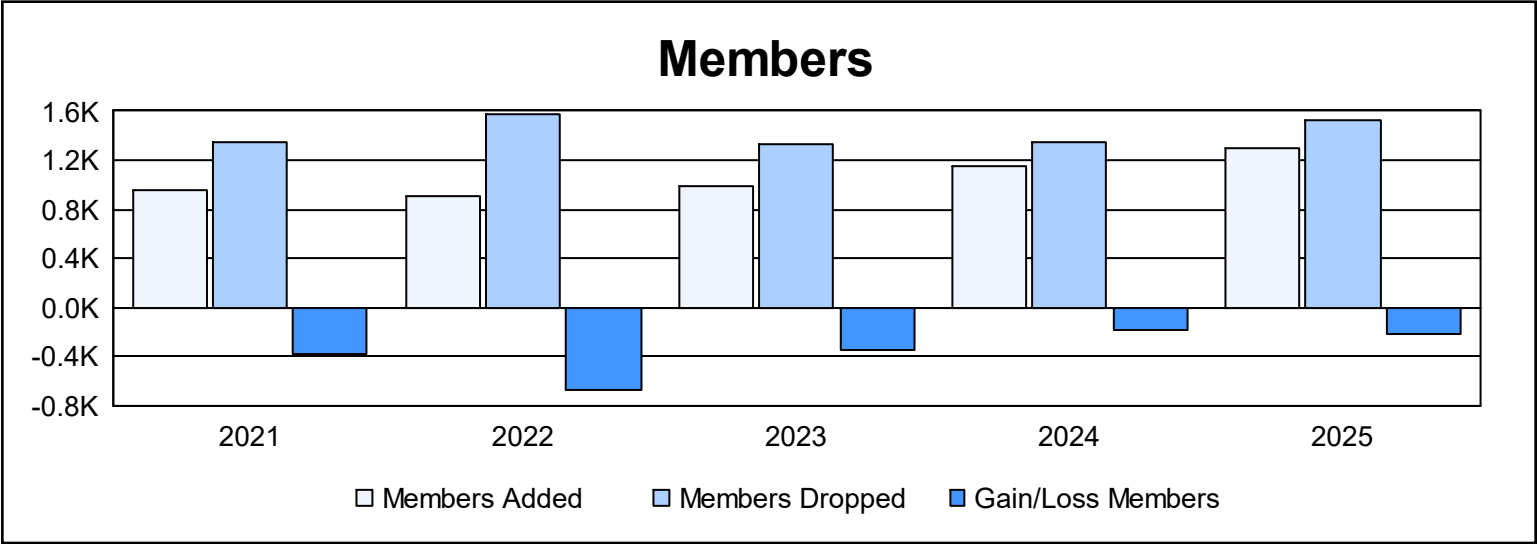
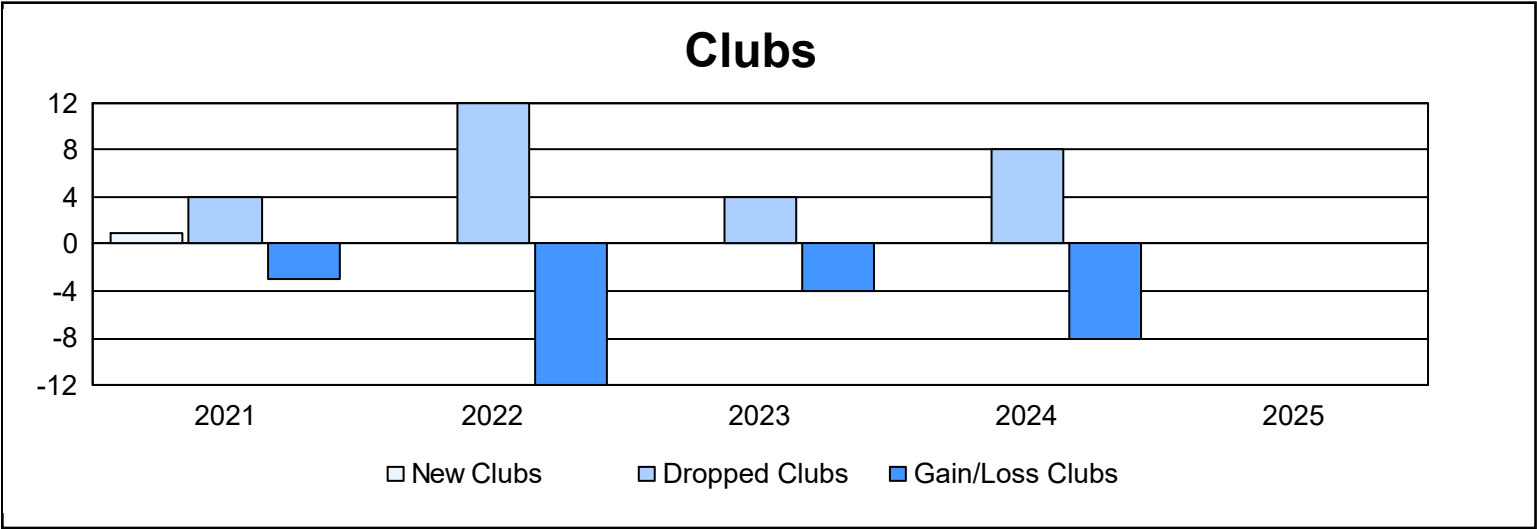
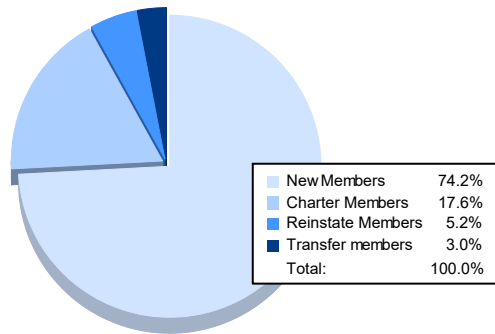


Year	New Clubs	Dropped Clubs	Gain/ Loss Clubs	New Members	Charter Members	Reinstate Members	Transfer Members	Total Member Added	Total Members Dropped	Gain/ Loss Members
2020-2021	1	4	-3	884	25	21	29	959	1,341	-382
2021-2022	0	12	-12	846	7	17	31	901	1,576	-675
2022-2023	0	4	-4	920	1	18	44	983	1,327	-344
2023-2024	0	8	-8	1,113	2	8	26	1,149	1,340	-191
2024-2025				965	229	67	39	1,300	1,523	-223
Average	0	7	-7	946	53	26	34	1,058	1,421	-363



### Membership Composition June 2025 Cumulative



### Gender Composition June 2025 Cumulative

